

# DRENTHE LAB BLOCK CHAIN

Meetup 16/4/2020, Emmen

## Monthly meetup

### 3<sup>rd</sup> Thursday of the month

Goal: to spread knowledge and insights about DLT in an informal way.  
(but also general knowledge, Crypto's etc.)

Spin-off from BlockchainLab Drenthe Foundation  
[bcld.nl](http://bcld.nl)

Goal: Lighthouse-role for SME's,  
Educational-institutes,  
Governmental bodies  
in the field of DLT



## **Format:**

- Crypto's and markets
- General
- Tech

## **Today:**

- What's going on in the Blockchainworld – Adri Wischmann
- Zero-Knowledge-Proof revisited – Jeroen Wester
- Real life Blockchain-applications – Danny Dreves

Feb. 2020

Cryptocurrencies: 5,140 • Markets: 20,704 • Market Cap: \$277,351,773.791 • 24h Vol: \$174,378,908.071 • BTC Dominance: 63,0%

Advertise

EN



## Top 100 Cryptocurrencies by Market Capitalization

Cryptocurrencies



















Exchanges

Watchlist

USD

Next 100



















View All

#	Name	Market Cap	Price	Volume (24h)	Circulating Supply	Change (24h)	Price Graph (7d)
1	 Bitcoin	\$174.803.075.683	\$9,589,97	\$47.630.712.327	18.227.700 BTC	-5,35%	
2	 Ethereum	\$28.224.514.656	\$257,10	\$24.610.119.086	109.779.076 ETH	-7,94%	
3	 XRP	\$11.969.422.869	\$0,273682	\$3.353.052.304	43.734.776.327 XRP *	-6,94%	
4	 Bitcoin Cash	\$6.927.782.152	\$378,80	\$5.737.407.628	18.288.800 BCH	-8,33%	
5	 Bitcoin SV	\$5.253.474.395	\$287,29	\$3.032.101.244	18.286.227 BSV	-6,26%	
6	 Tether	\$4.648.162.103	\$1,00	\$59.199.627.499	4.642.367.414 USDT *	0,26%	
7	 Litecoin	\$4.480.005.670	\$69,86	\$5.790.827.417	64.124.247 LTC	-9,07%	
8	 EOS	\$3.820.544.816	\$4,01	\$6.018.612.597	953.770.826 EOS *	-11,88%	
9	 Binance Coin	\$3.374.759.042	\$21,70	\$345.790.738	155.536.713 BNB *	-9,54%	

Apr. 2020

Cryptocurrencies: 5,356 • Markets: 21,367 • Market Cap: \$201.824.649.591 • 24h Vol: \$154.798.517.837 • BTC Dominance: 63,9%

Advertise

Cryptocurrencies ▾ Exchanges ▾ Watchlist							
		Filters		USD ▾		Next 100 → View All	
#	Name	Market Cap	Price	Volume (24h)	Circulating Supply	Change (24h)	Price Graph (7d)
1	 Bitcoin	\$128.798.045.590	\$7,027,28	\$42.983.749.145	18.328.287 BTC	4,17%	
2	 Ethereum	\$18.844.578.309	\$170,47	\$20.770.612.302	110.541.970 ETH	8,83%	
3	 XRP	\$8.342.720.553	\$0,189292	\$2.460.796.217	44.073.177.235 XRP *	2,95%	
4	 Tether	\$6.329.272.401	\$0,995007	\$57.311.698.996	6.361.032.509 USDT *	-0,40%	
5	 Bitcoin Cash	\$4.240.494.538	\$230,69	\$3.998.170.226	18.381.556 BCH	4,43%	
6	 Bitcoin SV	\$3.535.774.750	\$192,37	\$2.448.992.766	18.380.258 BSV	2,87%	
7	 Litecoin	\$2.748.718.316	\$42,60	\$4.817.783.340	64.521.137 LTC	5,08%	
8	 EOS	\$2.436.056.232	\$2,64	\$4.048.712.420	921.836.146 EOS *	9,11%	
9	 Binance Coin	\$2.410.276.833	\$15,50	\$485.423.978	155.536.713 BNB *	2,64%	

MarketCap: 277351-201824 = 75527 = -27,2%



## Insurance service providers rely on blockchain to fast track claims payout amid coronavirus outbreak

- In mainland China, blockchain-backed online mutual aid platform Xiang Hu Bao adds flu-like illness to critical conditions it covers
- In Hong Kong, Blue Cross's blockchain-backed app helps to speed up claims process, reduce need for face-to-face contact



## Coronavirus in context

Coronavirus Fatality rate: 2.8%	CASES 75,768	DEATHS 2,129
US seasonal flu* Fatality rate: 0.07%	13,000,000	10,000
Sars Fatality rate: 9.6%	8,437	813
Mers Fatality rate: 34.4%	2,494	858
Ebola Fatality rate: 43.9%	34,453	15,158
H1N1 Fatality rate: 17.4%	1,632,258	284,500



# Blockchain May Help COVID-19 Response



A blockchain association has partnered with the European Commission and University College London (UCL) to coordinate blockchain solution providers in addressing the coronavirus pandemic.

The organization, called the International Association for Trusted Blockchain Applications (INATBA), was [founded](#) at the behest of the EU last year.

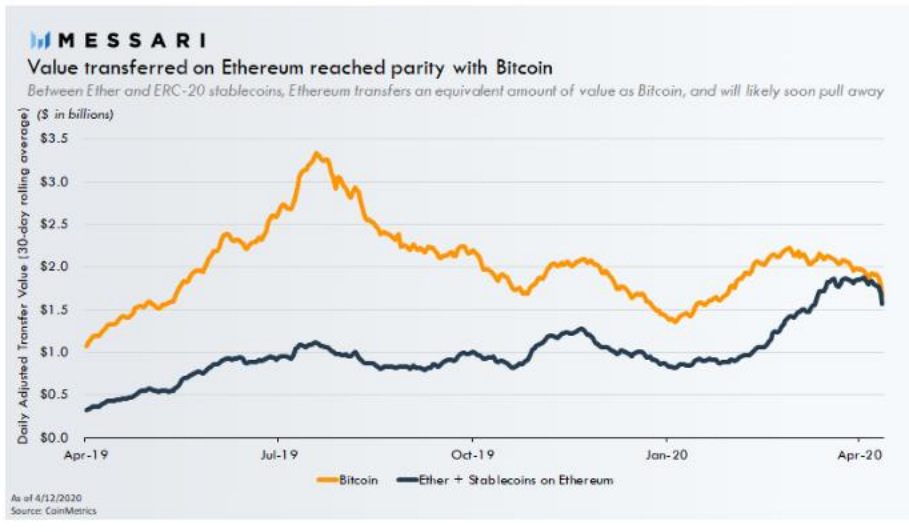
Its current effort brings together various public and private entities in a "COVID Task Force," the purpose of which is to activate blockchain solutions that could fix some of the indirect challenges of the pandemic.

Specifically, the task force will identify enterprise blockchain solutions that could improve governmental, social and commercial challenges. As not all solutions are equally ready or applicable to specific situations, it will be the task force's job to identify which blockchain products can be deployed quickly.

# Ethereum Now Rivals Bitcoin for Daily Value Transfers



According to blockchain analytics firm Messari, the daily value transfer — the total value of assets moved on the blockchain over a day — of the Ethereum network began rivaling those on the Bitcoin network as of April 12, approximately \$1.5 billion. Value transferred on Ethereum include Ether (ETH) as well as other stablecoins supported by the blockchain, most notably Tether (USDT).



NEWS



# No One Knows What Will Happen With Fiat or Crypto — Buy Peanut Butter, Says McAfee



*"Buy food and water, nothing else matters. I do not know, neither do you, neither does anybody know what's going to happen to cryptocurrency or fiat currency. All I know is the world is collapsing, and it will, absolutely, collapse. Food keeps you alive if you have enough [...] Peanut butter, raisins and bread, you can live on that shit for years."*

# Google Removes 49 Phishing Extensions That Steal Cryptocurrency Data



## One bad actor controlled most extensions

The investigation uncovered 14 control servers behind all the extensions, but fingerprinting analysis revealed that some of the servers were managed by the same bad actors, with the oldest domain being linked to many other control servers. Denley subsequently concluded that the same bad actors were behind most of the extensions.

Some of the domains used in the phishing campaigns were relatively old, but 80% of them were registered in March and April 2020. Most of the extensions were published on Chrome's store this month.